Weekly Dairy Market Report

October 27, 2026

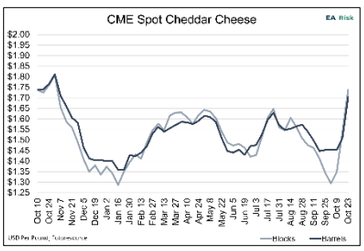

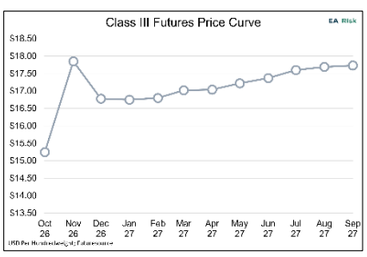

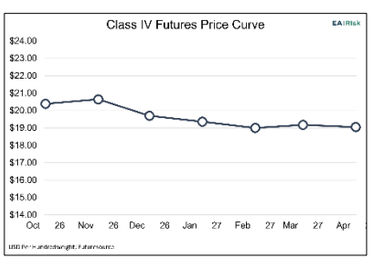

- CME spot blocks bounced around this week before closing at $1.7350 per pound, up $0.0525 from last Friday. Barrels finished the week at $1.7200 per pound, a $0.1000 gain. CME NDM prices slid to $2.0950 per pound, down $0.0675 on the week. Dry whey shed $0.0525 from last Friday to close at $0.8425 per pound. Butter closed at $1.3400 per pound, down $0.0250 on the week.
- September US milk production increased 2.6% year-over-year to 19.4 billion pounds, above analysts' expectations. The current US dairy herd is at 9.743 million head, up 169,000 head from 2025 and at its largest size in over 35 years. US butter stocks fell 15.7 million pounds between August and September. That was less than the five-year average draw of 25.5 million pounds. US cheese inventories declined by 13.6 million pounds, compared to the five-year average August-to-September pace of 7.6 million pounds.
- The December corn contract closed at $4.5600 per bushel, $0.1825 lower than last Friday. November soybeans closed Friday at $12.5650 per bushel, down $0.0475 on the week.
- The University of Michigan Consumer Sentiment Index reading eased to 48.0 in October, down from 48.1 in September and 53.6 a year ago. Consumers continue to be concerned about worsening economic conditions and rising inflation.

	Milk Futures				Grain Futures			US All Milk	USDA DMC
	Class III Futures	Weekly Change	Class IV Futures	Weekly Change	Corn	Soybeans	Soybean Meal	Based on Futures	Margin Estimate
Oct-26	$15.25	--$0.02	$20.39	$0.00				$19.73	$9.50
Nov-26	$17.85	+$0.51	$20.65	+$0.53		$12.57		$20.99	$11.26
Dec-26	$16.78	--$0.40	$19.70	+$0.13	$4.56		$346.10	$21.11	$11.59
Jan-27	$16.75	--$0.42	$19.36	+$0.05		$12.69	$344.80	$21.44	$11.41
Feb-27	$16.80	--$0.52	$19.00	--$0.31				$21.19	$11.18
Mar-27	$17.02	--$0.45	$19.18	--$0.02	$4.70	$12.76	$344.60	$20.95	$10.92
Apr-27	$17.04	--$0.47	$19.05	$0.00				$20.60	$10.57
May-27	$17.22	--$0.33	$18.98	--$0.07	$4.79	$12.84	$346.50	$20.28	$10.24
Jun-27	$17.37	--$0.24	$18.96	+$0.19				$20.18	$10.10
Jul-27	$17.60	--$0.21	$19.00	+$0.10	$4.86	$12.89	$349.80	$20.25	$10.12
Aug-27	$17.69	--$0.19	$19.01	+$0.33		$12.73	$347.80	$20.56	$10.45
Average	**$17.09**		**$19.36**		**$4.75**	**$12.70**	**$346.33**	**$20.66**	**$10.67**

Tale of the Tape

Market	This Week	Last Week	Change	Last Year	Change
Barrel Cheddar (CME Average, USD/LB)	$ 1.7040	$ 1.5095	+13%	$ 1.7655	-3%
Block Cheddar (CME Average, USD/LB)	$ 1.7385	$ 1.5395	+13%	$ 1.7605	-1%
Butter (CME Average, USD/LB)	$ 1.3490	$ 1.3110	+3%	$ 1.5740	-14%
Nonfat Dry Milk (CME Average, USD/LB)	$ 2.1550	$ 2.2105	-3%	$ 1.1260	+91%
Dry Whey (CME Average, USD/LB)	$ 0.8635	$ 0.8830	-2%	$ 0.6770	+28%
WPC34 (AMS Central/West AOM, USD/LB)	$ 2.6000	$ 2.6500	-2%	$ 1.5000	+73%
Lactose (AMS West AOM, USD/LB)	$ 0.7350	$ 0.7300	+1%	$ 0.4650	+58%
Dry Buttermilk (AMS West AOM, USD/LB)	$ 1.1450	$ 1.9250	-41%	$ 1.1850	-3%
Midwest Class II Cream (AMS Multiple)	1.41	1.41	0%	1.22	+16%
Midwest Spot Milk Basis (AMS, USD/CWT)	+$2.00	+$1.50	+33%	-$0.50	+500%
Class III Milk Futures (CME, Contract 2, USD/CWT)	$ 17.74	$ 17.34	+2%	$ 17.85	-1%
Class IV Milk Futures (CME, Contract 2, USD/CWT)	$ 20.65	$ 21.00	-2%	$ 14.02	+47%
Cheese Futures (CME, Contract 2, USD/LB)	$ 1.6770	$ 1.6250	+3%	$ 1.8020	-7%
Butter Futures (CME, Contract 2, USD/LB)	$ 1.4000	$ 1.4025	0%	$ 1.7300	-19%
Nonfat Dry Milk Futures (CME, Contract 2, USD/LB)	$ 2.0103	$ 2.0608	-2%	$ 1.1400	+76%
Dry Whey Futures (CME, Contract 2, USD/LB)	$ 0.7575	$ 0.7700	-2%	$ 0.6485	+17%